

CARNIVAL GLASS ACTION!

May 2024 A Joint Publication of:



Texas Carnival Glass Club



If you went to the Texas convention this year, you are now the proud owner of one of these beautiful sapphire 474 vases.



INSIDE:
Page 2 - Texas President Letter
Page 3 - Texas Show and Tell
Page 8 - Texas Convention Displays
Page 10 - Texas Presentations
Page 12 - Texas 2024 Dues Renewal
Page 13 - In Memory
Page 14 - HOACGA Officers' Letter
Page 17 - HOACGA Presentations
Page 18 - HOACGA Room Displays
Page 20 - Hanging Out at HOACGA
Page 23 - Carnival Glass Pictionary
Page 24 - On the Hunt With Corky
Page 25 - HOC Pattern ID Update
Page 28 - Linn's Mums
Page 30 - Hanging Cherries
Page 31 - Convention Calendar

President's Corner By Dorothy Morgan



Hello there! Well, it seems I got elected to be your new President. I want to thank all of you who voted for me and have the confidence and faith in me to lead this wonderful club. But I cannot do it by myself. I have a great VP in Bob and Sandy helping whenever needed. A great Treasurer in Vernetta and a great Secretary in Randy. Plus, I have all of you as members!!!

Cale will continue as the Display Chair. David will continue as Silent Auction Chair. Joan Halliburton and Kathy Wick will serve as Co-Chairs of the Hospitality Room. Thank all of you.

We had a great convention with 61 attendees. In fact, 51% were out of state...from Ca, Fl, IA, Ky, MI, NY, WI and one from the UK!!!

We had 49% coming from Texas!!! Wow. Thank all of you who came to enjoy our convention, food, and our hospitality!!!

Our Four-Seventy-Four vases in a sapphire color were a hit!!! We had some left and they were sold. Mosser, who has our mold, did the vases and called it Bermuda Blue. David and Cale helped in getting them made. Cale said sapphire was a 45th anniversary color, and we just lucked out because Mosser was making this color in their Christmas Trees Collection. Wonder what our 50th color will be???

We also want to thank Jim, Jan Seeck, and Chase for providing our auction. They will be selling our collection in 2025 at the Texas Convention. This will be our third collection to sell, and we are already working on the fourth. This is really one addictive hobby Emmett and I have. But like all of you, we love Carnival, the hunt, and looking for our next piece. But look at all the friends we have made over the years who are priceless.

Our convention for 2025 will be held from **March 12-15** at the Expo Event Center here in Brenham. Mark your calendar. **We have moved it to the second week of March.** We would like to continue to use the 2nd week for future conventions.

I also want to thank Emmett for his 22 years of dedication to our club. He did love doing this, but he did drink an extra drink if there were headaches!!! I learned from the best.

Well, I need to stop talking. You know teachers and politicians like to talk and talk!!! God bless you.



Presentation to Emmett
for his 22 years of service

Texas Silent Auction Revisited

I want to thank everyone who participated in this year's Texas Carnival Glass Club Silent Auction. Thank you to those of you who donated items as well as those of you who bid on and won items. Our silent auction raised over \$1000 which helps us keep the cost of the convention down.

David Kastor

Show & Tell at the Texas Convention



Brian Foster, blue Fenton Mikado compote



Don Mathews, Northwood marigold Grape and Cable cracker jar



Elaine Blair, US Glass white with gold trim Palm Beach vase



Darlene Grogan, Fenton celeste blue Plaid bowl



Bob Patterson, Steuben wheel cut white plate, signed Hawks

Bob Patterson, Imperial Flute blue creamer



Bernice Thach, Imperial marigold Hobstar pickle castor

Show & Tell at the Texas Convention - Cont.



Randy Thach, Millersburg green Hanging Cherries tumbler with enameled cherries



Walt Robinson, Imperial purple Smooth Rays bowl



Sylvester Walleck, Northwood ice blue Poppy Show bowl



Diann Walleck, Millersburg blue Elks 1911 plate



Left, Galen Johnson, Millersburg marigold Fleur-de-lis dome-footed rose bowl



Right, Kathi Johnson, Dugan marigold unlettered Brooklyn Bridge 6-ruffled



Kathi Johnson, possibly Jeanette marigold creamer with "Post Cereals measured creamer" molded into the bottom



Show & Tell at the Texas Convention - Cont.



Reid Norris, Fenton #1512 Ring Optic tangerine flared bowl



Corky Cotten, Fenton peach opal Vintage card tray, 2-sides up



Corky Cotten, Northwood Grape and Cable pearlized nutmeg on custard fernery



Steve Ellwein, Fenton ice green Diagonal band Enameled Dianthus



Left, Rita Ellwein, Fenton marigold Coral bowl



Right, Donna Nestra, amber Dragonfly tile, maker unknown




Sandy Sage, Westmoreland Woodlands marigold vase



Show & Tell at the Texas Convention - Cont.



Bob Sage, Lancaster rose ice Sweet Pea vase



Dorothy Morgan, Dugan Flowers and Frames purple tri-cornered bowl



Kathy Wick, Hansen blue Owl toothpick



Kathy Turner, Dugan hand-shaped frit amethyst



Kathy Turner, Imperial red basket with speckled bottom



Gary Lickver, Fenton Lotus and Grape celeste blue bowl



Show & Tell at the Texas Convention - Cont.



Above, David Kastor, Dugan (?) margold Cosmos Flowers exterior pattern centerpiece bowl



Above and left, Emmett Morgan, Northwood aqua opal Rose Show bowl



Left, Mary Jo DeMichael, Fenton, a blue Captive Rose rhinestone-embellished marie from a plate



Right, Tony and Mary DeMichael, Northwood Grape and Cable pitcher made into a lamp



Texas Display Winners



Bernice and Randy Thach, winner of the Open category with their Birds of Spring.



Above, Bob and Sandy Sage, winners of the Same Shape category with their Enchanting Opals.

Below, Walt Robinson, winner Best Pattern with his Millersburg Elks display.



Texas Display Winners



Sylvester and Diann Walleck, winners of Texas Theme and Best in Show with their display entitled "And On That Farm".



Above, Elaine and Fred Blair, winners of the Same Maker category, with their Flour Flowers by Dugan



Left, Patricia Becker. Remember the Carnival. Open Theme

Texas Presentations



Above and to the left, Rod Kaps banquet presentation on his beautiful collection.



Dorothy Morgan, David Kastor, and Sandy Sage present an educational seminar on the best of Dugan.

More Texas Presentations



The Morgans presenting the Whitley Award 2024 to Fred and Elaine Blair



Recipients of the 45th Anniversary sapphire 474 vase



Randy and Bernice Thach receive the All-Star Award. The All-Star award is given periodically to individuals that have continued to exemplify the best of our club and of the Carnival Glass community. While it is hard to single out what events, what activity, and what contributions align for us to decide to give this award out, it tends to be as much a recognition that we are fortunate to have these individual as friends, a part of our community, and members of our club.

Randy and Bernice Thach have been collecting for over 30 years and have an amazing collection. Randy seems to concentrate on Carnival Glass, dropped Farmyard Bowls, and native animals (javelinas, fox, deer, ducks, and any other Texas creature that appreciates a free handout). Bernice, on the other hand, seems to be one of those individuals that you would classify as a “collector,” with not only Carnival, but an amazing collection of Pickle Castors, Bride’s baskets, shoes, and purses in the endless walk-in closet of hers. They can be counted on to lend a hand where needed and are consistently offering to do more. They come without drama and are part of the workers that make Carnival Clubs successful.



**to renew your
membership in the
Texas Carnival Glass Club!**

Go to the membership page on our website
<https://texascarnivalglass.org/membership>
to join online using PayPal or download an
application form.

In Memory of Peggy Wilcox By Dorothy Morgan

In Loving Memory


Peggy was a special friend to so many people in the Carnival world. She always had that special smile and love for her friends and family. Cale got her involved in Carnival and the rest is history. I had the pleasure of working with her running the hospitality room. She was a clean freak and loved (I think) doing the dishes!! I could always count on Peggy to have things ready for lunch. She had an amazing sense of humor and laugh.

The following words came from her family at the Memorial Service

Peggy proudly served her country in the US Army and was a big supporter of Veterans foundations. She was a strong, kind, loving and supportive matriarch of her family. Her sense of humor was amazing, she never met a stranger, and she valued friendships for a lifetime. She enjoyed collecting glass, all things bunny related and all types of what we called her pretties. Animals held a special place in her heart, especially Pippa, Tillie and Lillie. Her life was a life well lived and she will be missed deeply by all those knew her.

Peggy was a beautiful, classy lady with a heart of gold. Thank you for letting us be your friend and having the opportunity to share your life with us.

Peggy will never be forgotten!!!



From your TCGC editor: Diann Walleck discovered in her archives a booklet published by the club commemorating the club's 20th (1999) and 30th anniversary. In the spirit of celebrating the 45 anniversary, I'll be sharing a few Texas "facts" in the 2024 issues.

Texas Funtime Things to Do

Stopping while traveling to read all the Historical Markers.

Going to football games: elementary, high school, college, pro, or backyard.

Watching the Mesquite Rodeo.

Seeing the rolling hills of Texas covered with Bluebonnets and Indian Paintbrushes in the Spring.

A Letter From Our Past President and New Newsletter Editor

Another convention is in the books and so many thank-yous are necessary. First I would like to thank every one who attended the 2024 HOACGA convention in any capacity. You all add to the carnival glass collecting experience. I want to especially thank Pat Rottscfaefer for her presentation on international carnival glass and to Kathi Johnson and Kenda Jeske for their presentation on carnival glass iridescence. Both presentations were “Eye opening”.



HOACGA has always enjoyed great participation in our room displays and the sale of glass from our rooms at the Embassy Suites, and again, there was so much beautiful glass. Thanks to all who brought their glass for others to see.


Thanks to Kathi and Galen Jonson, Tony DeMichael and to Maxine Burkart for their help in setting up tables, sound systems, manning the registration table, etc. And thanks to Steve, Chase and Heather for judging the room displays. It doesn't happen by itself.

A big thanks to Seeck Auctions for bringing us another great auction of glass on Saturday morning. It was an honor to have the Tom and Ann Bumpass collection at HOACGA this year. Also a thanks to Seeck Auctions (Jim, Jan and Chase) for hosting the game of Carnival Glass Pictionary on Thursday night. I definitely enjoyed the game.

Next, I have to thank those who stepped up to take those officer positions that opened when Chase began to work for Seeck Auctions and stepped down as vice-president and Steve as newsletter editor. Please see introductions to our new and complete board of officers that follow.


Although I am stepping down from being President and leaving it in capable hands and I will still be very involved with HOACGA.

I have been preparing the HOACGA newsletter now for about 2 years working with Elaine Blair, the Texas newsletter Editor. I have really enjoyed putting together the articles and photos to make, what I hope, is a great newsletter five times a year. Well, now I have officially taken on the role of HOACGA's Newsletter Editor and hope to continue to put out some great newsletters in the years ahead. Of course, I could always use your help. Please consider sending in articles about your finds, your collection. Anything about the glass we love would be appreciated.



Lastly, I want to thank the most important people in my life, Steve and Sunny and also Lucy and Midge. Steve is always there to support me and Sunny is such a trooper to travel 20 hours back and forth to HOACGA. But he did love seeing so many of his friends there. And Lucy and Midge, our cats, for staying home and missing us all for the week.

Thanks Gary Sullivan.



Dear Officers and Members of HOACGA,
We sincerely thank you for your donation of the Dancing Ladies vases to our club. We appreciate your support of our club.
Iridescent Nation-A Community of Junior Carnival Glass Collectors



A Letter From HOACGA's New President

Hello Fellow HOACGA Members:

As the newly elected President of HOACGA, I've been asked to put something in the newsletter as in introduction - so here goes.

Some personal information:

- I am married to Pat Halliburton (44 years; many of you know him). He is the 'resident expert' in our family.
- My 53 years in the 'business world' consisted of Project Management – leading people to get things done while meeting goals and objectives.
- I retired three years ago; now I read, garden, help friends organize and declutter their houses, chase glass, pottery, and most recently Anne Lee Dolls (Christmas only – you must set a limit), travel, and bother Pat. Ha.



I was a founding member and Secretary of the Hull Pottery Association and am currently Secretary of the Stretch Glass Society. Conventions are an important part of our lives. Our first glass convention was Air Capital. Ever been to the Kewpie Doll Convention – we have. (Pat would never confess this). To say I EVER thought I would be asked to run for President of HOACGA is putting it mildly. Helping others is part of who I am. So, I am excited and looking forward to doing what I can to help HOACGA.

Thank you, Gary Sullivan, for passing the baton! I know I have big shoes to fill, and I will do my best. Thanks to all of those before me who have made this club a reality over many years of hard work and dedication. Finally, thanks to those who opened a discussion with me about stepping into this role – because you are who you are, I know I have a good team. Regards, Joan Halliburton, President, HOACGA

And A Letter From Our New Assisting President

Hi, Galen Johnson here.

As HOACGA's current webmaster, I am excited to become a part of the HOACGA Board as Assisting President, working with Joan Halliburton to keep the club, and the future of Carnival Glass, moving forward.

My wife Kathi (your current club Secretary) and I love traveling, searching for and educating others about Carnival Glass. As we face some challenges in maintaining the future of clubs, conventions, and Carnival, Joan and I will be focused on ways to provide the best information we can on how things are progressing and make the best possible decisions for the club and glass collectors. This is truly a learning process for all of us and a time to open our minds to making changes for the betterment of clubs and conventions.

We will be addressing as many aspects of cost saving measures to result in clubs that are able to remain active, and conventions that bring as many positive experiences to memberships as possible.

I'd like to thank Gary Sullivan for doing an amazing job as past President, and for being willing to take over responsibilities as Newsletter Editor. Thanks to Ed Strawn for stepping into the role of Vice President's; he has already proven that he will be an asset in that role. Finally, thank you to Tony DeMichael and Kathi for continuing to service in their roles of Treasurer and Secretary respectively.

Thanks again for the great opportunity given, and to Joan for her willingness to take on these challenges. We will keep you all posted as things progress. The board is working on a convention for 2025, details still to come.



A Letter From Our Secretary

I'd like to take this time to note that another great HOACGA convention is in the books, and we continue to keep on rolling along. It was wonderful to see those who made it, and we missed those of you who did not.

I want to offer a special thank you to former president Gary Sullivan, former vice president Chase Marquis and former newsletter editor Steven Lindquist for their efforts and support. I'm so lucky in having such an amazing carnival glass family and people who care so much about our hobby.

Gary has now acquired the title of newsletter editor, and we know without a doubt that our marvelous newsletter will continue to be in excellent hands. I've sent some of you emails asking for articles for the newsletter – if I missed you and you can contribute, please let me know at kjohnson@hoacga.com or call me at 612-308-3966 and we'll talk about how to get it into the newsletter.

I want to welcome our new board (Joan Halliburton President/Galen Johnson assistant, Ed Strawn VP) and thank them for taking on a challenge – in today's world it's hard work to keep a club active and self-sustaining, but we are sure going to try! And I can't forget to thank the group headed by Galen that put in so much time to come up with ideas/suggestions that we put into the survey for the membership last year. Your time spent was much appreciated!

Hope you have a wonderful summer and may all your finds be iridescent!!

Kathi Johnson, HOACGA Secretary



A Letter From Our New Vice President

"My name is Ed Strawn. My wife and I started collecting carnival glass almost 10 years ago when we started attending auctions at Mickey Reichel's. From there, we started attending HOACGA and have been members ever since. I have lived almost all my life in central Missouri, near Columbia. With the help of my wife, we want to do anything we can to help this club keep its rich history but also adapt to current and future needs."

Thanks,

Ed



To HOACGA

As I sit here opening the card that says, "Get Well", I feel truly blessed at all the signatures that are there. The card does work because I felt a whole lot better when I was done reading it. I want to thank all those who signed this card. I am saving it and putting it on my desk.

Sincerely, Dick Betker

HOACGA Presentations



Annie and Frannie discuss types of iridescence that can be found on carnival glass and all the adjectives we use to describe it. Now I wonder why Kenda Jeske and Kathi Johnson missed this presentation.



Pat Rottschaefer discusses international glass, the regions it comes from, its makers and the various patterns made.

HOACGA Room Displays

**Winner of the “People’s Choice Award”:
Ed and Heather Strawn
with Imperial**



**Winner of “Same Shape” - The Steins with
“Glorious Chop Plates”**

**Winner of “Same Maker” -
Gary Sullivan and
Steve Lindquist with
“Imperial by the Book”**



HOACGA Room Displays



Winner of "Own Theme" - The Morgans



Above: Winner of "Same Color" - Celeste Blue by Dave Kastor

Left: Winner of "Same Pattern" - Mary Jo and Tony DeMichael with Tree Trunk


Just Hanging Out at HOACGA Convention



Just Hanging Out at HOACGA Convention



Just Hanging Out at HOACGA Convention



HOACGA Plays “Carnival Glass” Pictionary

Seeck Auctions (Jim, Jan and Chase) hosted an exciting game of “Carnival Glass” Pictionary. After the pizza party, the group was divided into two groups with “volunteers” going up to draw for their team. It was a close game but in the end only one team could win. And they each won a \$10 Seeck gift certificate.



Bob Patterson



Sam Scott



Jim Wroda



Todd Kuwitsky



Jim Seeck Hosting the Game



Galen Johnson



Heather Strawn



Laurie Wroda

My First Great Find by Corky Cotten

Back in Oct 2013 I had been collecting for about three months when I found this. It is the piece that tipped me over the edge to really collect. Until that day I had maybe 25 pieces...found at one garage sale, one estate sale and two estate auctions. I wasn't really sure if I wanted to collect or not. At that time, I was not willing to spend much as it could have been a passing fancy of mine and would regret it later. I was, however, spending every evening reading the Doty website trying to learn the mountain of patterns.


That day I convinced my wife to take a trip to Cisco (pop. 2400) which is about 45 miles from the house and see if they had an antique shop. They had two small shops. All cheap marigold pieces except for this sauce. At the time I was barely knowledgeable enough to know this could be Hanging Cherries by Millersburg or maybe Cherries by Fenton as I was not certain. I was 85% certain it was a Millersburg sauce and could be rare and fairly certain that being blue was more rare.

After this find my thinking was that this collecting thing and finding rare pieces was pretty easy, and I should keep looking. Needless to say, I have never found another blue piece of Millersburg or seen another Hanging Cherries.

I do know a local lady who has a green Hanging Cherries sauce, but she will not part with it.

Sandy, I know you're dying to know what I paid. I bundled it with six blue Orange Tree punch cups for \$3 each. Got a \$5 discount on the sauce so \$30 total.

That was a good day.

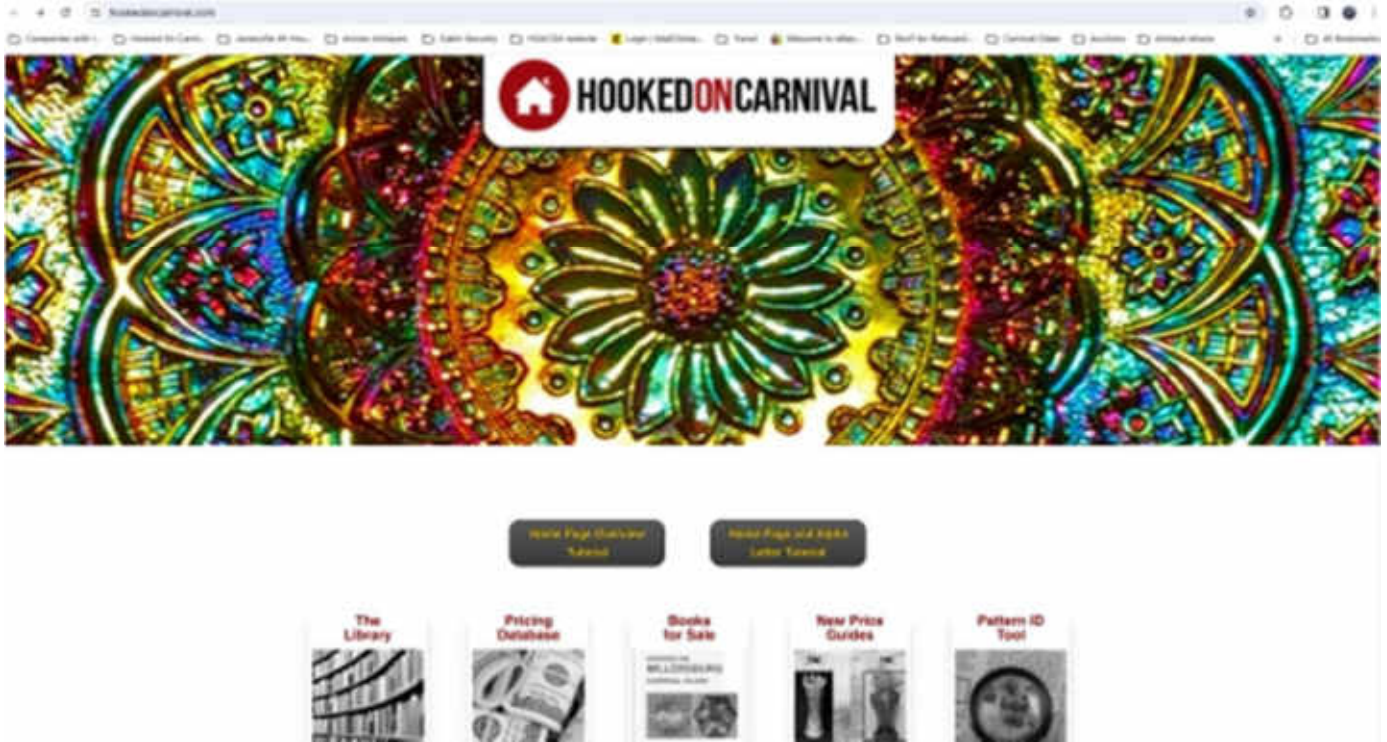


Hooked on Carnival's Pattern ID Tool

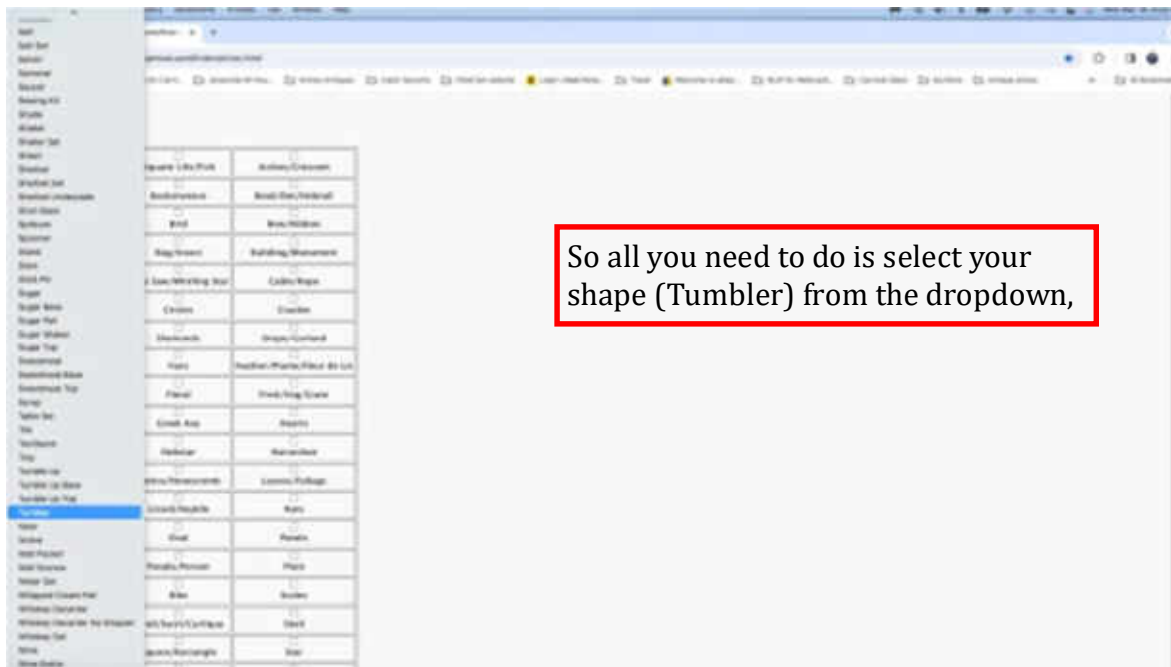
If you've ever used the Pattern ID Tool on the Hooked on Carnival website, you will know that it is a VERY helpful tool, using motifs to allow you to search for a pattern.

AND it now has an added feature that makes it even MORE helpful (thanks to our programming wizard!) - you can search for motifs on a specific shape!

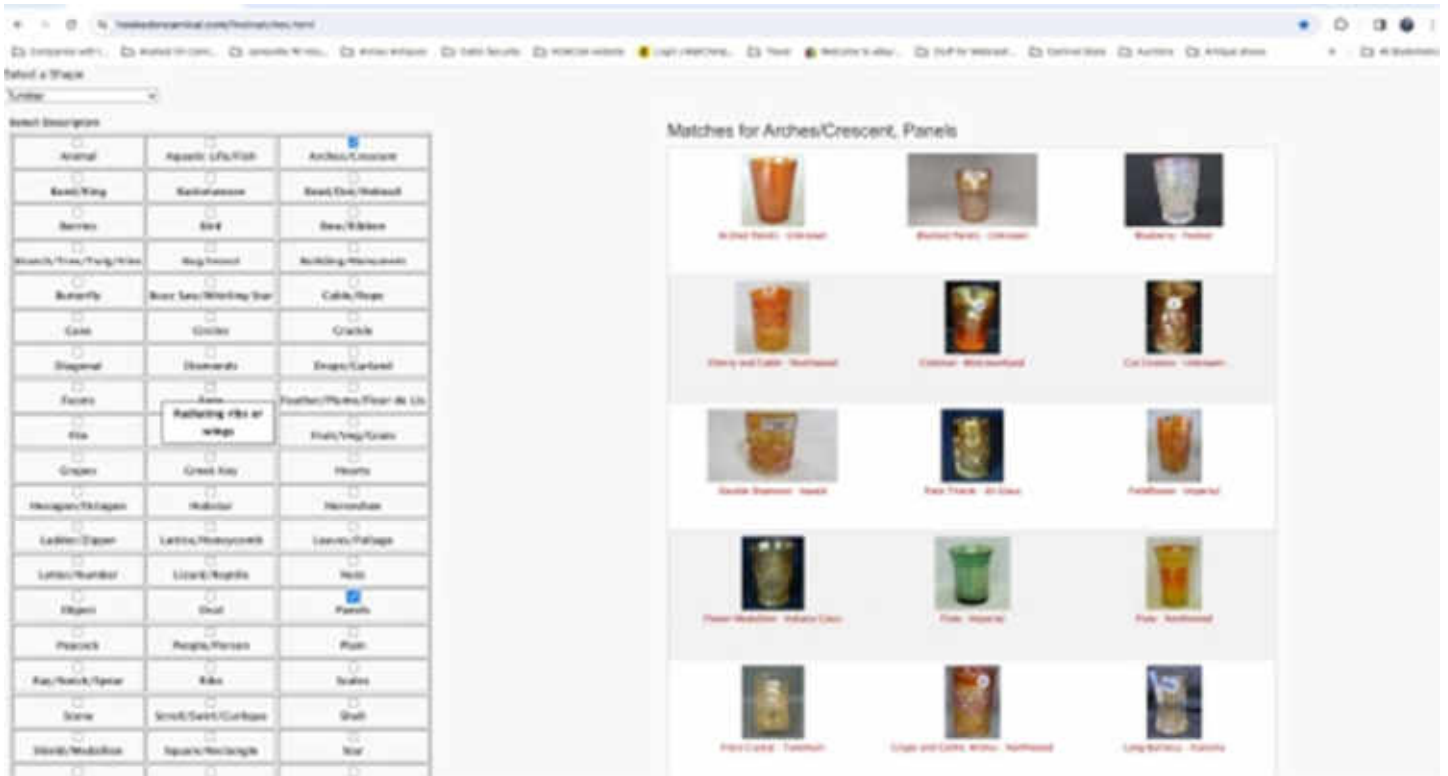
If you haven't seen it, you go to the Hooked on Carnival home page, scroll down and select 'Pattern ID Tool' by clicking on the icon.



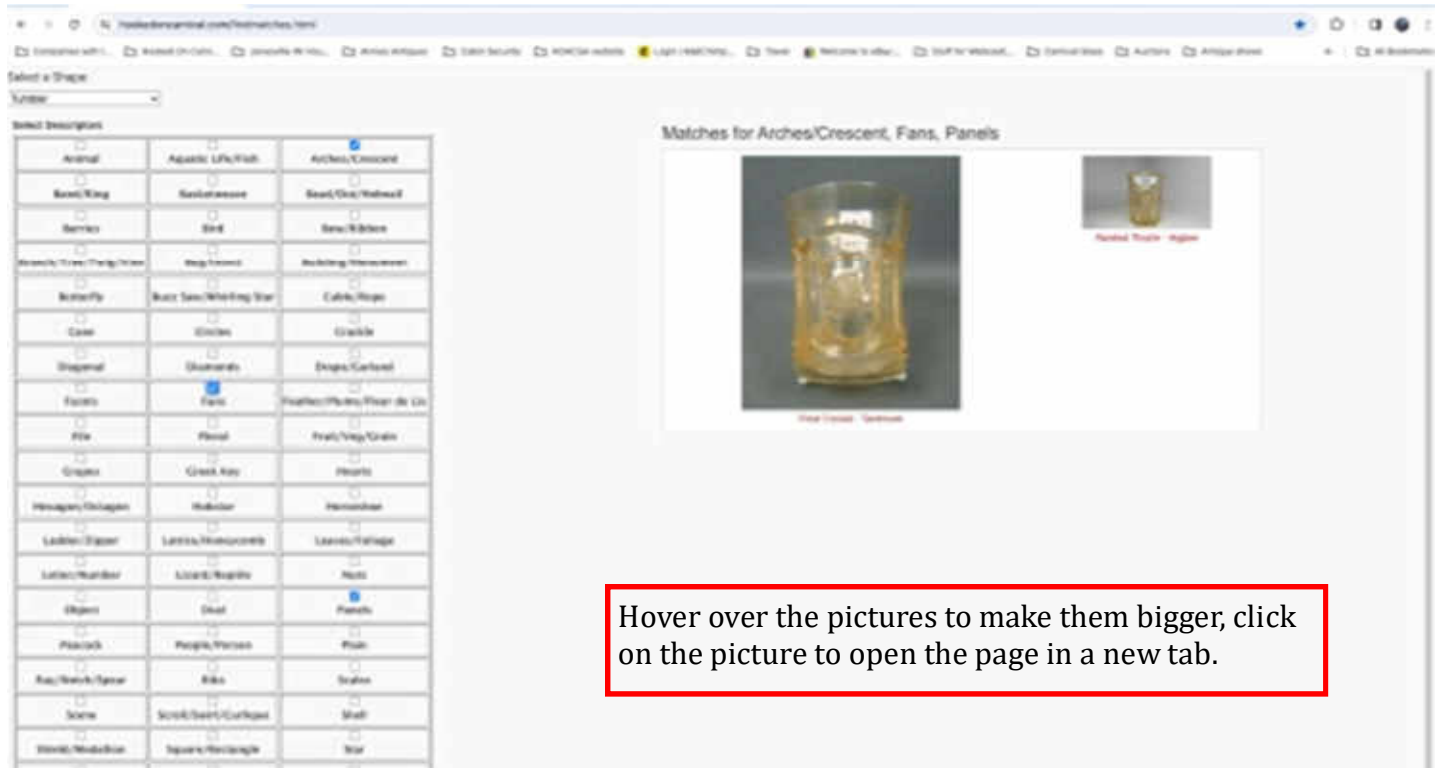
The new feature (Select a Shape) appears at the top of the page. We were looking for this a tumbler. Assuming we didn't have it in the database was our FIRST mistake (we asked the EAPG group), because this would have done the trick!



Hooked on Carnival's Pattern ID Tool - Cont.

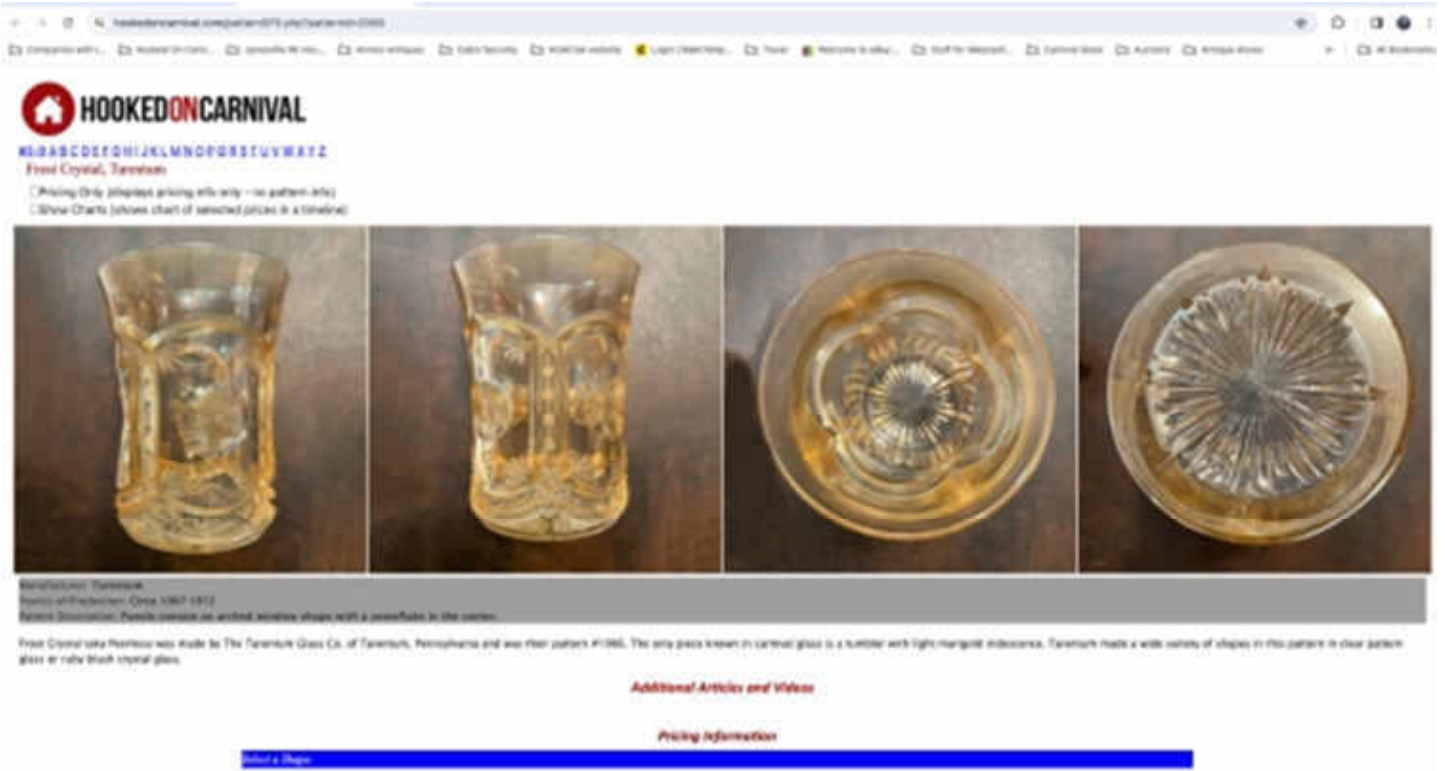


and then select your descriptors/motifs (start large, then whittle it down), so we took Arches/Crescent. That gave us 53 patterns. Too many, so we added Panels, which brought it down to 22. Still a bunch, so we added Fans (little 5 leafed things in the corners of each panel). Woohoo!! Found it!!



Hover over the pictures to make them bigger, click on the picture to open the page in a new tab.

Hooked on Carnival's Pattern ID Tool - Cont.



If you aren't sure of the motif, you may have to experiment a little bit, but it sure is better than paging through a book of 1000 patterns!!



1st Steal



2nd Steal



3rd Steal



4th Steal

and

5th Steal



At Texas' famous Gift Exchange, held at the annual convention, you can select a gift from the pile or steal one previously selected. Well, Bob stole five times. A RECORD!!

Linn's Mums

Kathi & Galen Johnson

A piece of pride in our collection is a beautiful, seldom seen bowl called Linn's Mums. We purchased the piece from Diane Fry in about 2017 – we had let her and Dean know that if they were ever ready to sell it, we would be honored to buy it.

Here is what Diane wrote about the pattern on Carnival 101 (dated 9/03):

THE IMPOSING FACTS ABOUT "LINN'S MUMS"

Linn Lewis was an avid carnival glass collector living in the Pacific Northwest during the '80's-early '90's when we came to know him while living in California. Before being stricken with a crippling disease some years ago; one which eventually took his life; he would attend some of the Northern CA Conventions, scouted around for glass, as we all do, and following his "find" of this unusual piece, called us one evening to discuss its qualities-off-handedly naming it for himself since no other existed at that time....(you know the saying: "It's yours-you can call it whatever you like.") Sometime later, another example was reported.

Anyone attending the Tampa Bay Carnival Glass Convention auction on Feb. 11, 2000, heard Tom Burns relate the above story (in part) as the bowl came up for sale, saying he had not known the facts when calling the piece "Dancing Daisies" at the time he was readying the brochure for the printer.



Since Dean & I were the successful bidders for this very rare and beautiful bowl, we believe that in honor of Linn's role in locating it, and his devotion to carnival glass, the name should remain.

LINN'S MUMS

Close examination of this 9" bowl, reveals to any of us who avidly collect the Advertising pieces that the floral design in this eight ruffle bowl displays the same basis MUM....Obviously the crafter of both molds enjoyed the beauty of that flower. We consider the piece to be an appropriate companion for our collection of some 22 Advertising plates, whether they be Northwood of Fenton in origin. There are only subtle differences in the Mum patterns used by both manufacturers. They come into play when leaf and stem design are compared; some having two instead of one leaf in a given position. One stem may be

Linn's Mums

Kathi & Galen Johnson

shorter than another. Perhaps a stem is slightly more curved in one design or another. We find there are at least two different Mums configurations to be found on the 6" Advertising molds attributed to Fenton; when using the Wide Panel exterior of the pieces as a guideline, versus Basketweave backs found on the Northwood items.

This bowl portrays the Ruffles and Rings exterior. The Northwood Rosette and Wishbone patterned bowls carry the same exterior design. Northwood purchased that mold from Jefferson Glass in the 1908 time frame.

If past history surrounding previous examples of rarities; one or two in nature, is any measure, time will bring more of these to the surface.....unless the two known examples can be termed "salesmen's samples"; not followed by orders for significant quantity. The only other Northwood pattern in that category which comes to mind is the marigold Lotus Land bonbon in card tray shape. Since it appeared during the '80's, no other has been reported.

Anytime a significant amount is realized for an unusual piece of glass-such as the \$2000 paid for this piece, those with collections of long-standing, tend to take a more serious look at what they may have picked up for pennies on the dollar, not having a name for the piece at the time....purchasing it for sheer enjoyment without regard for its ultimate value. Time will tell about any possible additional examples....

Jefferson Glass Company was located in Follansbee, WV. During the late 1800's and early in the 1900's they were major producers of decorative glassware. Opalescent and colored pattern glass collectors will be familiar with their "Swag With Brackets" and "Tokyo" designs. As their production shifted away from the decorative glassware, some of their molds were sold.

Sometime in late 1907, into 1908, Harry Northwood purchased several molds from them. Trends were changing, and these new designs found their way into production of carnival glass. Fact to support this is included in a letter written by Harry Northwood in 1909, which refers specifically to certain molds purchased from Jefferson.

Here is a photo of the back of the bowl:

And, we've always wondered – does anyone know where the second example reported ended up? Does anyone know who reported it? We'd love to know. There is no reported sale yet in the Hooked on Carnival website and the only record on Doty is for this one (purchased in 2000 by Dean & Diane).



Educational Tumbler Series by John and Lucile Britt

Millersburg Cherries Millersburg Cherries Variant

It is interesting to note that the Millersburg version of their Cherries tumblers can be found in two different styles. The Millersburg Cherries is shown here on the left. Notice that it is flared out at both the top and bottom. This shape does not have a ground base. On the other hand, the Millersburg Cherries Variant, shown on the right, does have a factory ground base and is made with the straight up sides. The water pitchers that go with these two different type tumblers are exactly the same.



We have seen the regular Millersburg Cherries only in marigold and green. If an amethyst tumbler in the Millersburg Cherries with the flared out top and bottom and with a non ground base does exist, we have never seen one. Of course. The amethyst tumbler does exist, in the Millersburg Cherries Variant along with the marigold and green colors. You will also find that the regular Millersburg Cherries tumblers are made in the same shape and style as Millersburg Multi Fruits and Flowers tumblers. Both styles of Millersburg Cherries tumblers have a star shaped figure pressed into the underside of the base.

The Millersburg Cherries pattern is quite often called Hanging Cherries by many collectors today. Regardless of what you wish to call them, they are beautiful and highly sought after in either of the two different forms.

Note: The standard water pitcher, shown below to the right, comes in one style, that of a collar base pitcher. The smaller milk pitcher found in Millersburg Hanging Cherries is found in two styles, just like the tumblers, one with a collar base and one with a flared base. The flared base milk pitcher is much rarer than the collar base milk pitcher.



2024 Convention Calendar

June American Carnival Glass Association

June 12 thru 15
Comfort Inn Suites, Berlin OH,
Phone: (330) 893-7400

July International Carnival Glass Association

July 17 thru 20
Das Essenhaus Inn & Conference Center,
Middlebury, IN Phone (574) 825-9447

August The Stretch Glass Society

August 15 thru 17
Comfort Inn Lancaster County North, Denver PA
Phone (717) 336-7541

August Millersburg Glass Association

August 30 thru 31
Comfort Inn Suites, Berlin OH,
Phone: (330) 893-7400

Sept New England Carnival Glass Association

September 5 thru 7
Courtyard by Marriott, Cromwell CT
Phone (860) 635-1001

October Mid-Atlantic Carnival Glass Club

October 19 thru 21
Homewood Suites, Hagerstown MD
Phone: (301) 665-3816

Oct/Nov Great Lakes Carnival Glass Club

October 31 thru November 2
Hilton Garden Inn, Lansing, MI
Phone: (517) 999-9930
(This is a new Hotel for Great Lakes)

Please check club and auctioneers' websites for up-to-date information.

Club Officers

Texas Carnival Glass Club

President – Dorothy Morgan
979-255-6387 dmorgan@alpha1.net
Vice President – Bob Sage
512-694-7421 rsage1@austin.rr.com
Treasurer – Vernetta Shaffer
713-320-9567 alohahouston@comcast.com
Secretary – Randy Thach
316-722-5837 rgthach39@gmail.com
Newsletter Editor – Elaine Blair
972-965-1655 elaineblair@att.net
Webmaster – Sandy Sage
512-507-5586 rsage1@austin.rr.com

Heart of America Carnival Glass Association

President – Joan Halliburton
(Assistant Galen Johnson)
Vice President – Ed Strawn
Treasurer – Tony DeMichael
Secretary – Kathi Johnson
Newsletter Editor – Gary Sullivan
Webmaster – Galen Johnson

Should you want to contact any officer of HOACGA, please use the "Contact Us" page on our website HOACGA.com.

POSTMASTER


Direct any problems to

Distribution Manager:

Gary Sullivan

671 Ridge Road

Wethersfield, CT 06109



Members: Please check your "Address Label". The numbers after your last name separated by a dash (-) is the date (month and year) for your membership or newsletter renewal.

